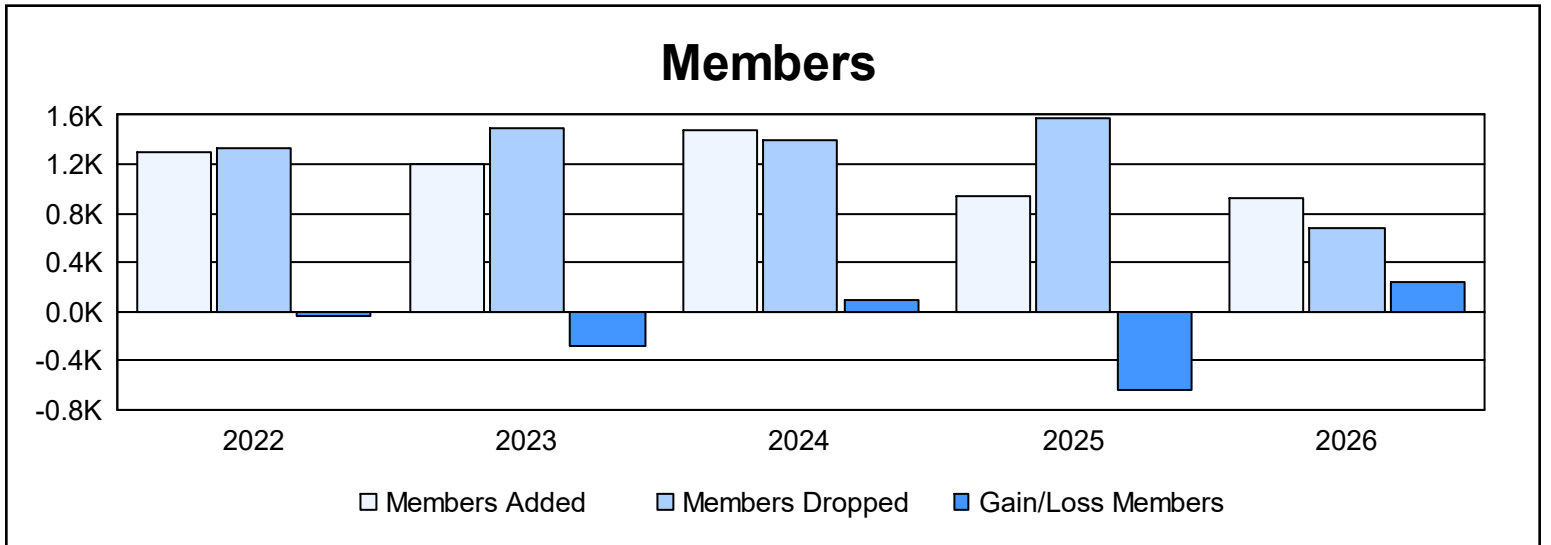
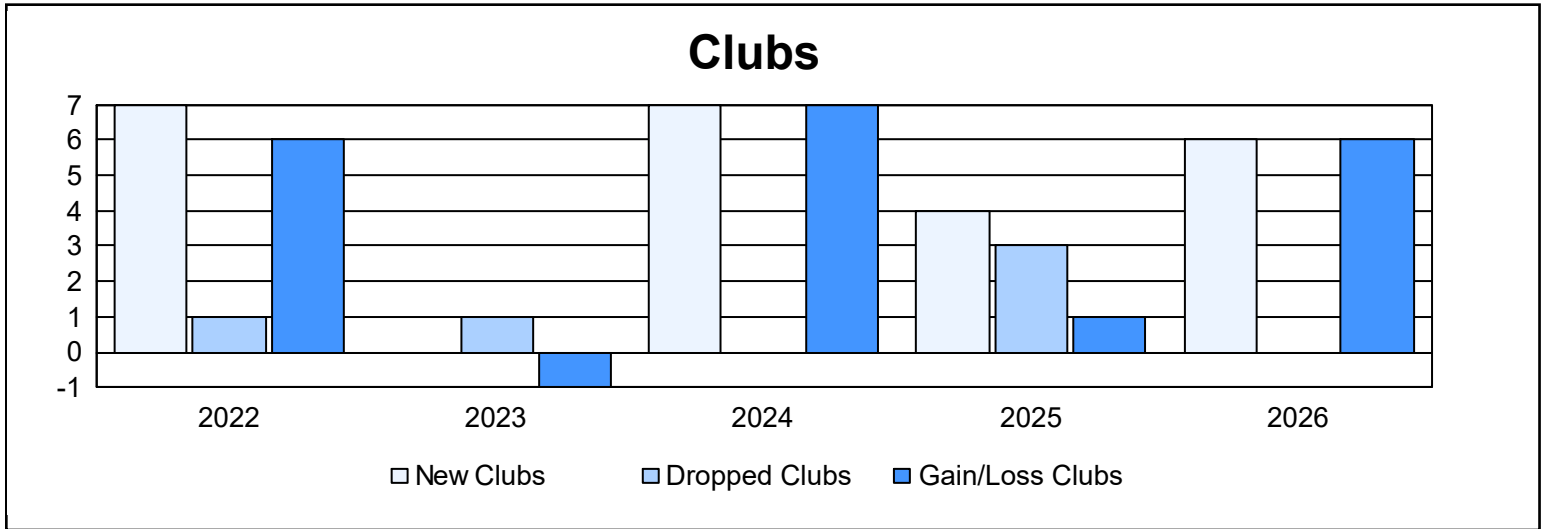
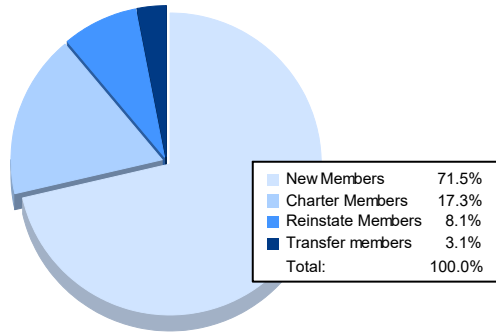


Year	New Clubs	Dropped Clubs	Gain/ Loss Clubs	New Members	Charter Members	Reinstate Members	Transfer Members	Total Member Added	Total Members Dropped	Gain/ Loss Members
2021-2022	7	1	6	1,038	225	24	15	1,302	1,335	-33
2022-2023	0	1	-1	1,146	8	21	32	1,207	1,486	-279
2023-2024	7	0	7	1,157	255	34	30	1,476	1,391	85
2024-2025	4	3	1	710	114	94	24	942	1,577	-635
2025-2026	6	0	6	662	160	75	29	926	681	245
Average	5	1	4	943	152	50	26	1,171	1,294	-123



Membership Composition April 2026 Cumulative



Gender Composition April 2026 Cumulative

